

AMI Sodium P

*Sodium Analyzer for Feedwater,
Steam and Condensate.*

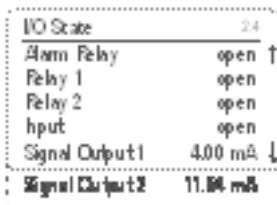
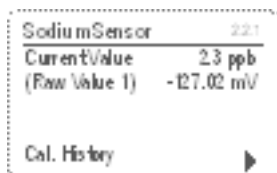


- Analyzer for the continuous determination of dissolved sodium in the range of 0.1 - 10'000 ppb.
- Reliable reagent delivery system for diisopropylamine or ammonia without moving parts.
- Continuous monitoring of sample flow and reagent addition with maintenance request.
- Simple calibration routine with direct standard injection. The calibration history is stored in the transmitter.
- Easy to use grab sample capability.
- Dual sample stream option. Programmable sample switching.
- Complete system mounted on a stainless steel panel: tested, calibrated and ready for operation.

(Data Sheet No. DenA24421200)



*Analyzer AMI Sodium P
with second sample stream option*

Analyzer AMI Sodium P



Menu examples.



User Interface

- Robust aluminum housing (IP 66 / NEMA 4X) with large backlit LCD-display for sodium readings, diagnostic information and alarms.
- Fulltext user instructions with password protected layers for «Installation», «Operation» and «Maintenance».
- Extensive diagnostic information including sensor response in mV, «Calibration History», «Event Log» and status of relays and signal outputs.
- Two programmable signal outputs and two programmable relay contacts for process values. One separate relay for maintenance requests and one input with programmable function (hold or remote-off).
- Built-in data logger for up to 1'500 data points.
- Optional RS485 communication board with Fieldbus protocol (PROFIBUS DP, MODBUS).
- Optional embedded WebServer connects up to twelve instruments for access with a standard web-browser.

Analytical System

- Measuring range: 0.1 – 10'000 ppb
- For samples with pH \geq 7. Sample alkalization with diisopropylamine or with ammonia.
- Continuous monitoring of sample flow and reagent addition. Maintenance requirements are stored in the event logbook.
- User guided single or dual point calibration routine with direct standard injection. Calibration data is stored in the calibration history for tracking sensor performance over time.
- Proven sensor system with reliable calomel reference electrode (glass ground sleeve).

swan
ANALYTICAL INSTRUMENTS